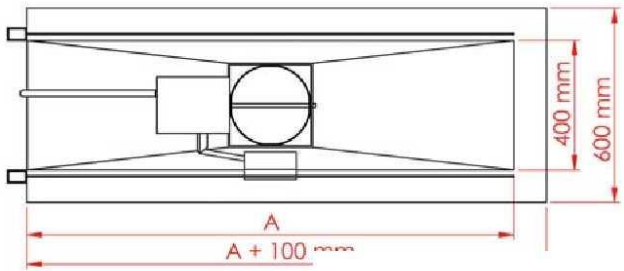
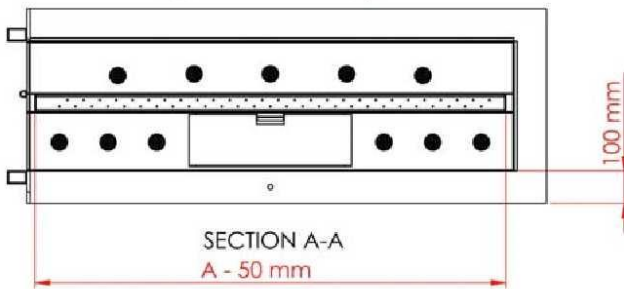
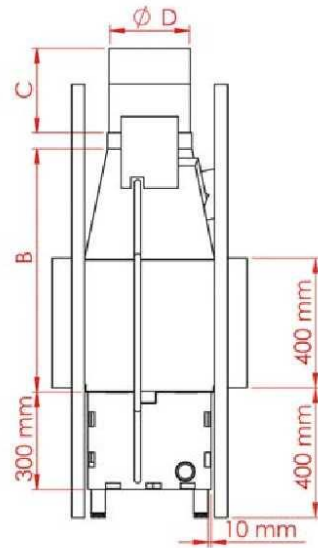
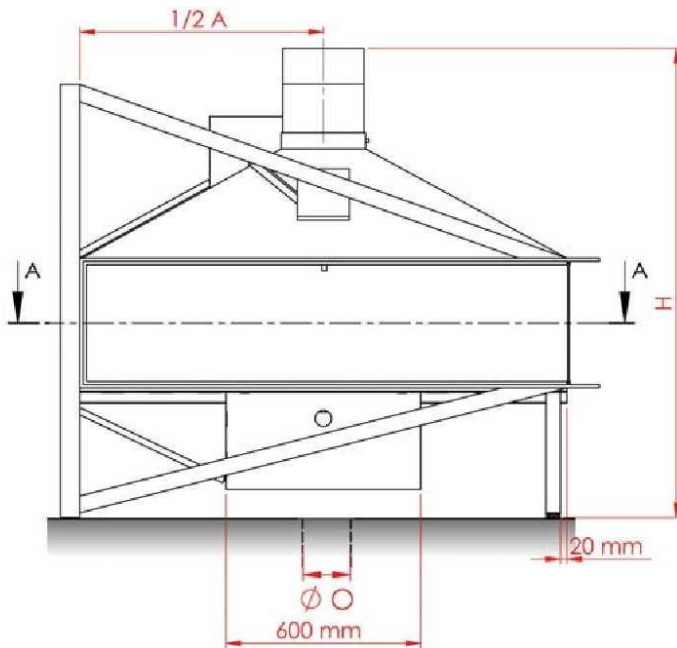




Trifacciale

2 lati lunghi aperti e 1 lato corto con vetrino

N
I
P
P
O
N
G
H3
G



Collegamento gas
Corrente elettrica
4 piedini regolabili

Order nr	A (mm)	B (mm)	C (mm)	D (mm)	H (mm)	O (mm)	Gas ø (mm)	Weight Kg	Fresh air m³/h	Gas C°	kW
NI G0 H3 G	1000	750	260	200	1460	150	18 mm	~150	288	99°C	5,0-11,0
NI G1 H3 G	1250	750	260	250	1460	150	18 mm	~170	360	101°C	5,0-13,0
NI G2 H3 G	1500	750	260	250	1460	150	22 mm	~180	432	108°C	6,5-15,6
NI G3 H3 G	1750	750	260	300	1460	200	22 mm	~205	504	113°C	6,5-17,0
NI G4 H3 G	2000	750	260	300	1460	200	22 mm	~225	576	117°C	7,0-17,8