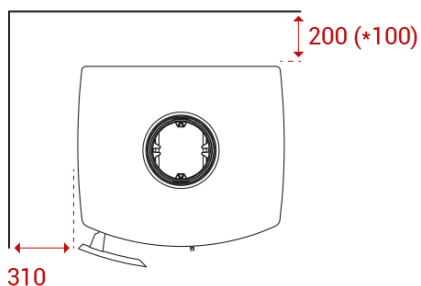
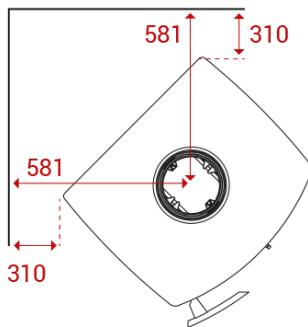
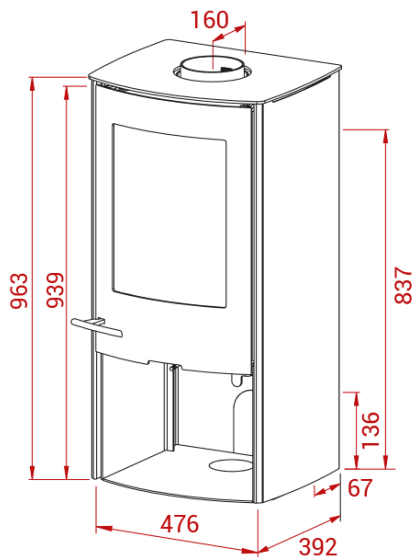


MONDO 2



Peso 109 kg



Area riscaldata
30-120 mq



Depressione fumi
12 Pa



Polveri sottili 20
mg/m³



Potenza nominale
5 kW



Consumo orario
1,5 kg



Potenza di esercizio
3- 7kW



Rendimento
79%